

PATH CPI Planning Survey Report April 2023

PATH CPI Collaborative Planning Survey 2023

April 24, 2023 11:50 AM MDT

PATH CPI Planning Survey Results

DRAFT FINDINGS as of Monday, April 24. Responses will be collected through April 30th.



CPI Collaborative Planning & Asset Mapping Survey Results: Northwest and Southwest Regions

Who is PHIL? The [Population Health Innovation Lab \(PHIL\)](#) is a program of the [Public Health Institute \(PHI\)](#) with a mission to design, catalyze, and accelerate innovative approaches that advance health, well-being, and equity. The PHIL team is skilled in [meeting design and facilitation](#), [evidence-based decision making](#), and [multisector collaboration](#). PHIL serves as the collaborative facilitator for the counties of Del Norte, Humboldt, Lake, Marin, Mendocino, Napa, and Sonoma. To learn more about how PHIL is supporting the Northwest and Southwest regions in Northern California as part of the PATH CPI initiative, visit the PHIL PATH webpage at <https://pophealthinnovationlab.org/projects/path/>.

What is PATH and CPI? [Providing Access and Transforming Health \(PATH\)](#) is a five-year initiative intended to build the capacity and infrastructure to successfully participate in the Medi-Cal delivery system as California widely implements ECM and Community Supports services under CalAIM. Under PATH is the Collaborative Planning and Implementation (CPI) initiative that supports regional collaborative planning efforts to implement ECM and Community Supports. The CPI collaboratives will be comprised of stakeholders in a region who come together to identify, discuss, and resolve implementation issues and determine how PATH and other CalAIM funding initiatives—including the CalAIM Incentive Payment Program (IPP)—may be used to address program implementation gaps and improve outcomes. The collaborative planning group will:

- Identify pressing needs and gaps in the current ECM/Community Support services in the region
- Identify and resolve topical implementation issues
- Identify how PATH and other CalAIM funding initiatives may be used to address gaps while avoiding duplication

This report is a summary of responses from the PATH CPI collaborative planning survey administered on March 6th, 2023. This survey was disseminated to capture information that could inform the CPI collaborative planning efforts among cross-boundary partners by helping create directories of network of Enhanced Care Management (ECM) providers, Community Supports providers, and other types of providers, resources, and services that support the PATH initiative, other CalAIM initiatives, or entities participating in the Medi-Cal system in the Northwest and Southwest regions of Northern California.

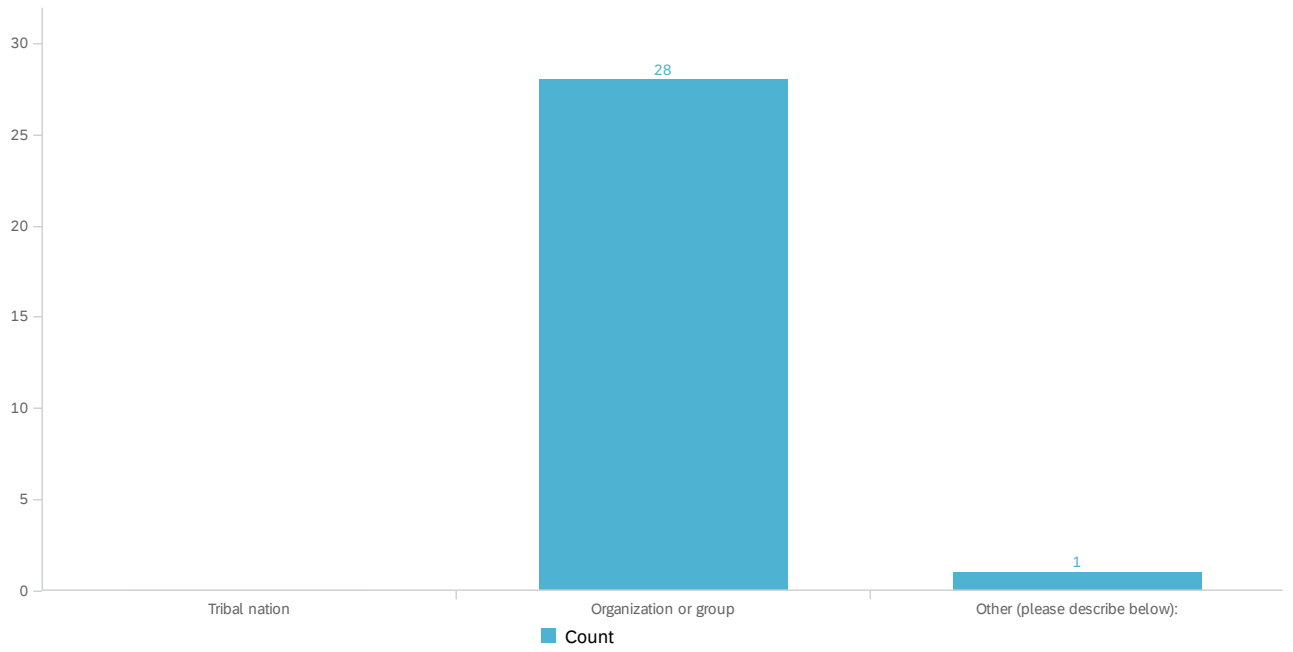
If you have questions, please contact Seun Aluko, PHIL Research Scientist, at saluko@phi.org.

Thank you!

Survey Response



Group Representation

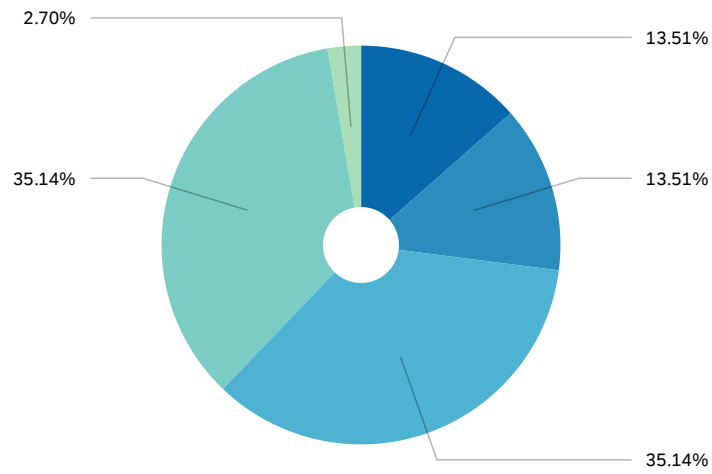


Q2_3_TEXT - Other (please describe below):

Other (please describe below):

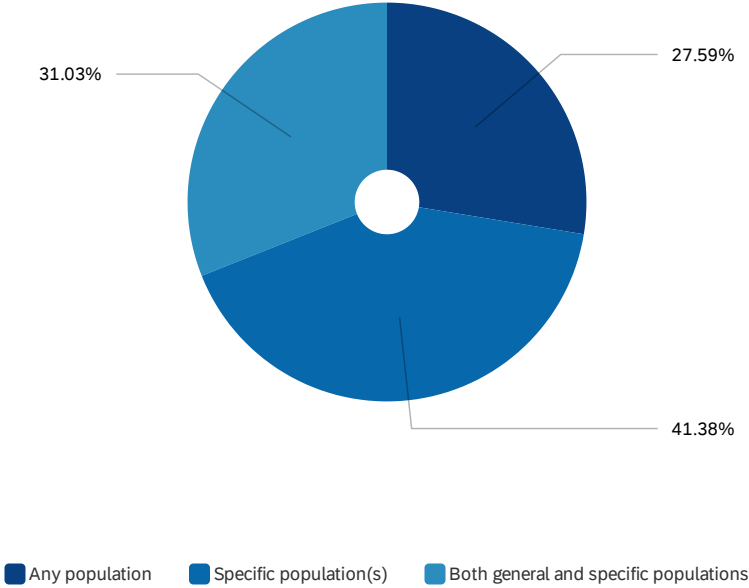
Mom's Meals

Business Sector



- Business: Private sector, businesses, and economic development.
- Public: Government, libraries, fire, police, etc.
- Social: Non-profit, faith-based, social services, community centers, etc.
- Health: Hospitals, clinics, health care providers, public health, mental health, substance abuse, Managed Care Plans (MCPs), etc.
- Education: School districts, higher education, early learning, education centers, etc.
- Other (please describe below):

What is your organization's target population?

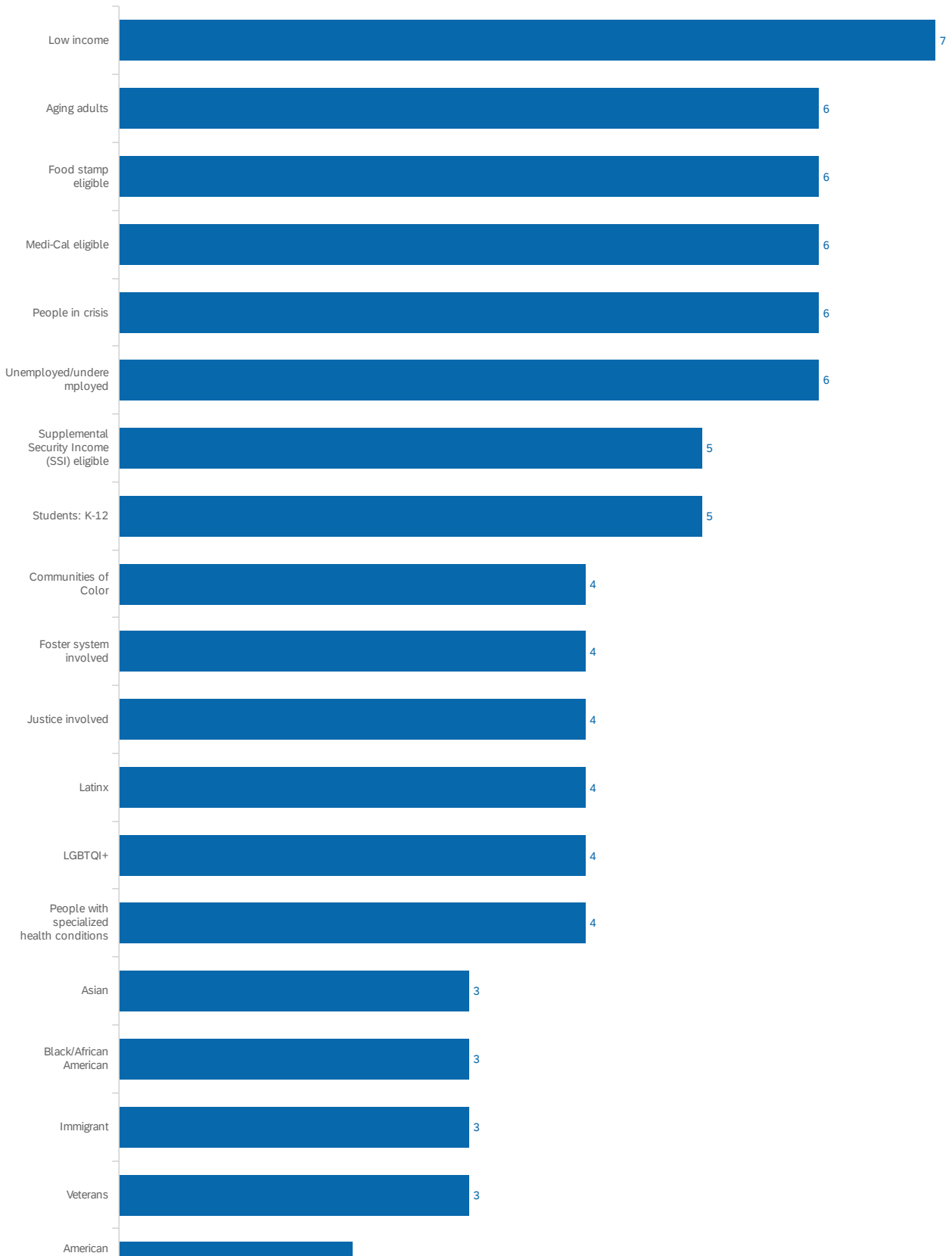


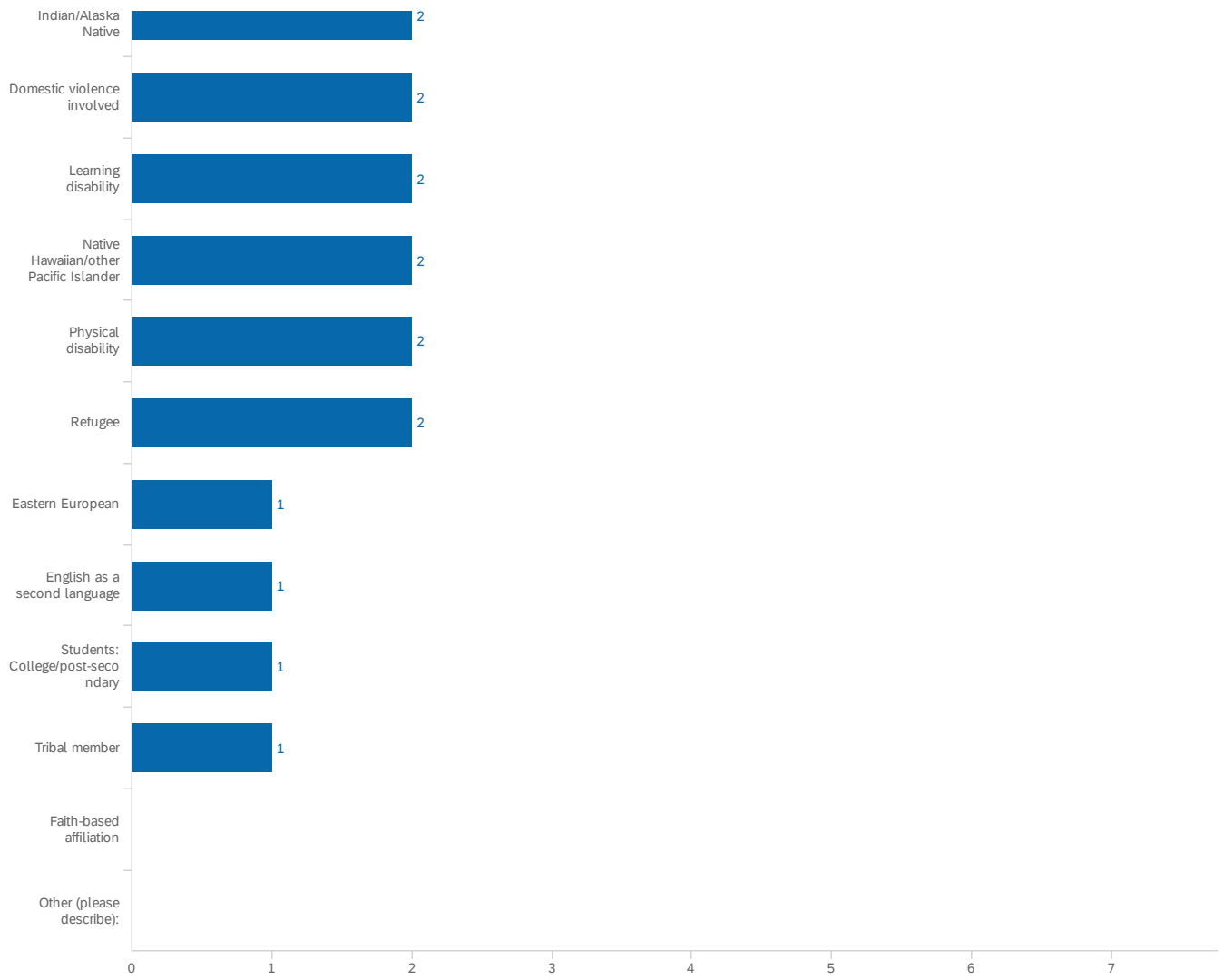
With which of the following populations does your organization have subject matter expertise or a specific focus?

#	Field	Choice Count
1	Individuals experiencing homelessness	85.71% 18
2	Individuals at risk for avoidable hospital or emergency department (ED) utilization	66.67% 14
3	Individuals with serious mental health and/or substance use disorder (SUD) needs	66.67% 14
4	Individuals transitioning from incarceration	52.38% 11
5	Adults living in the community and at risk for Long Term Care (LTC) institutionalization	33.33% 7
6	Adult nursing facility residents transitioning to the community	23.81% 5
7	Children and youth enrolled in California Children's Services (CCS) or CCS Whole Child Model (WCM) with additional needs beyond the CCS condition	33.33% 7
8	Children and youth involved in child welfare	47.62% 10
9	Individuals with intellectual or developmental disabilities (I/DD)	28.57% 6
10	Pregnant and postpartum individuals; Birth equity population of focus	38.10% 8
11	Other populations	33.33% 7
		21

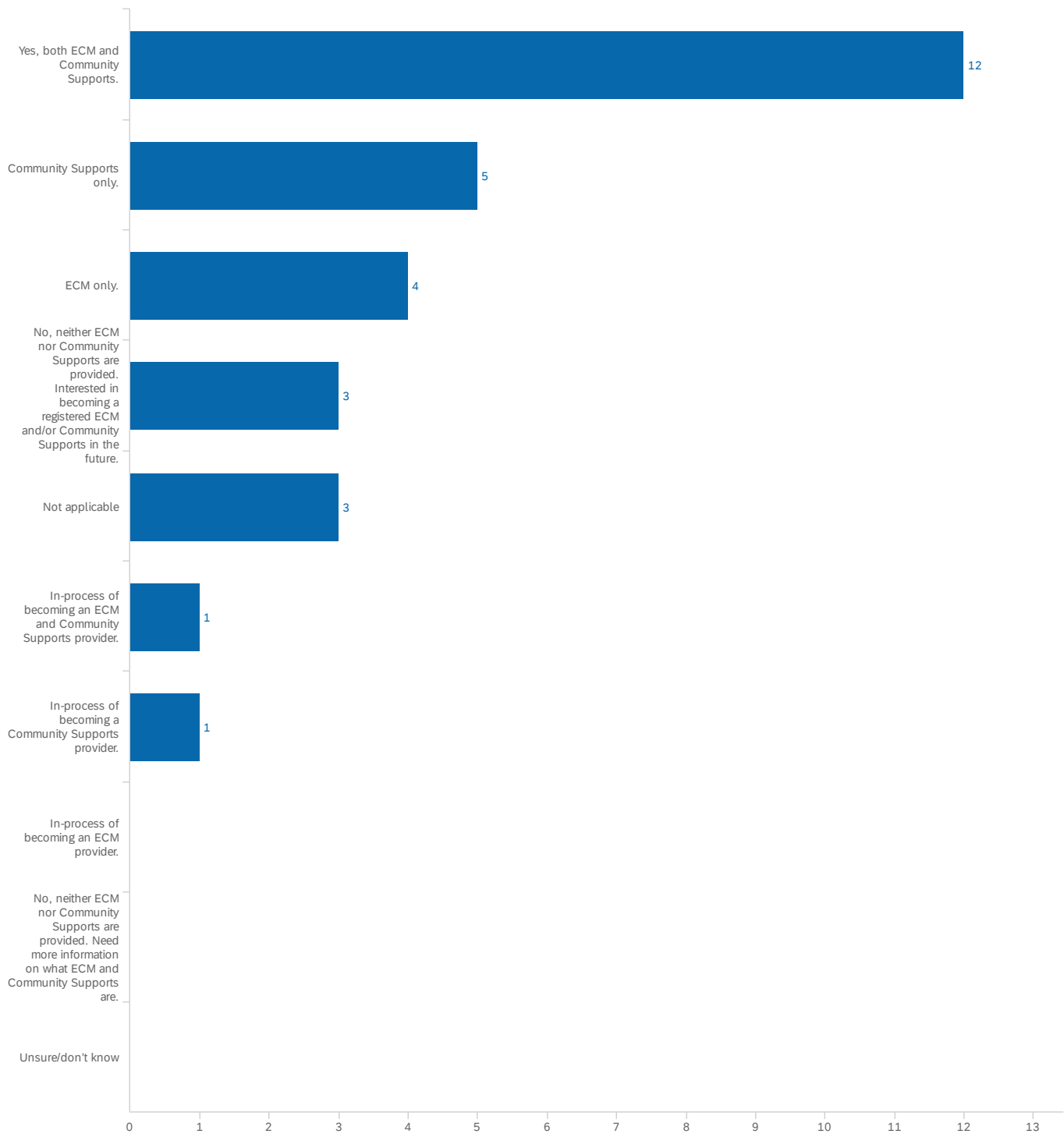
Showing rows 1 - 12 of 12

What other populations does your organization have subject matter expertise or a specific focus?

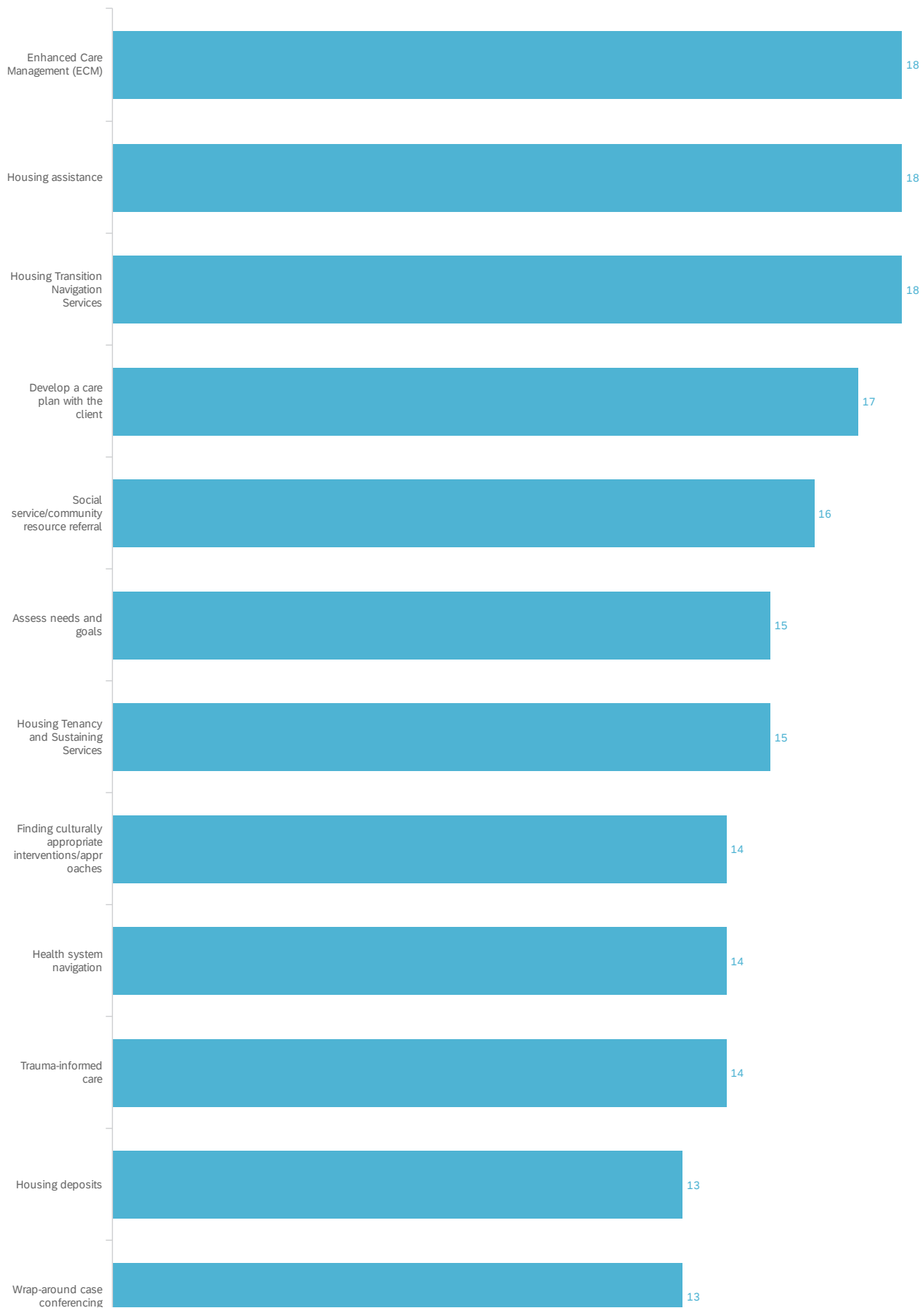


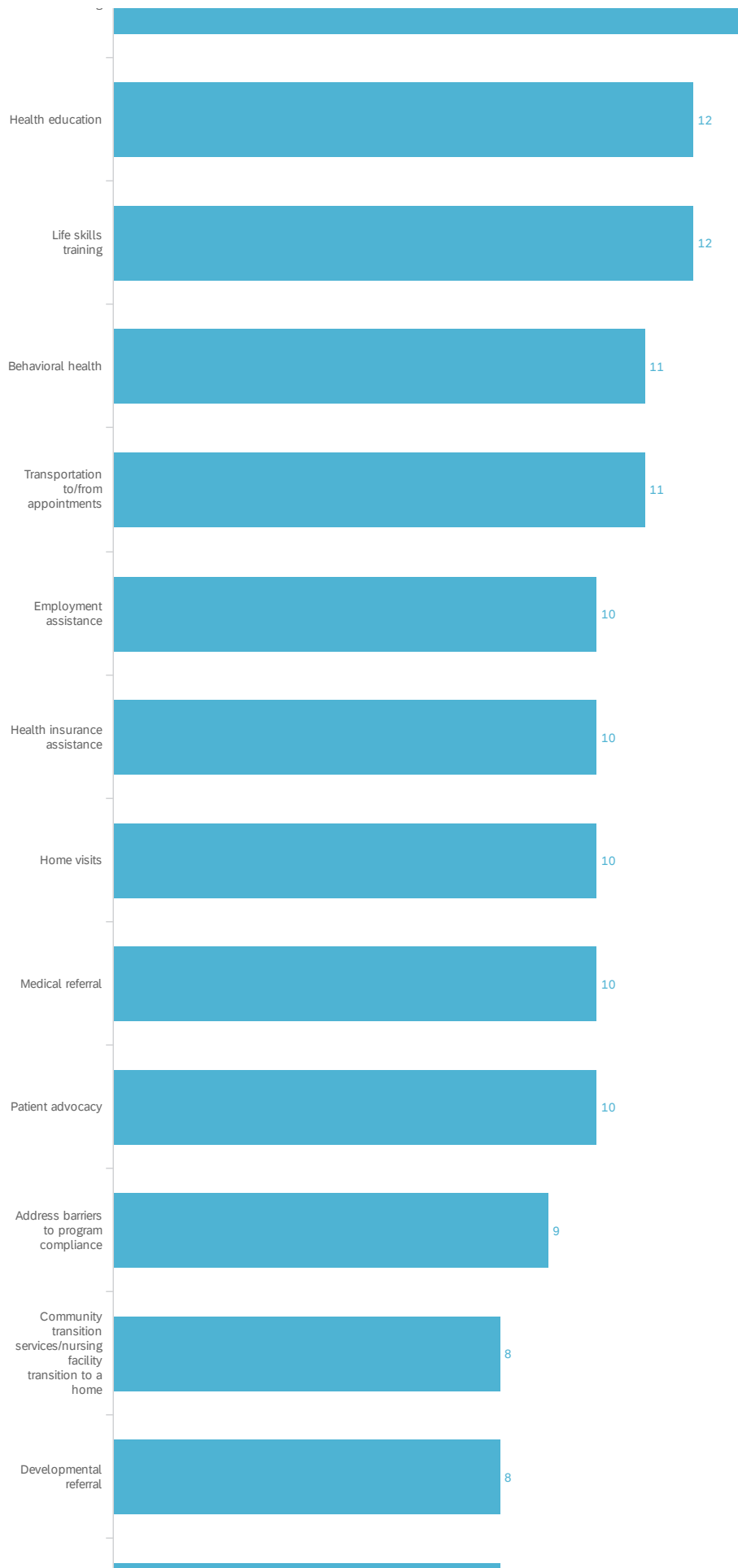


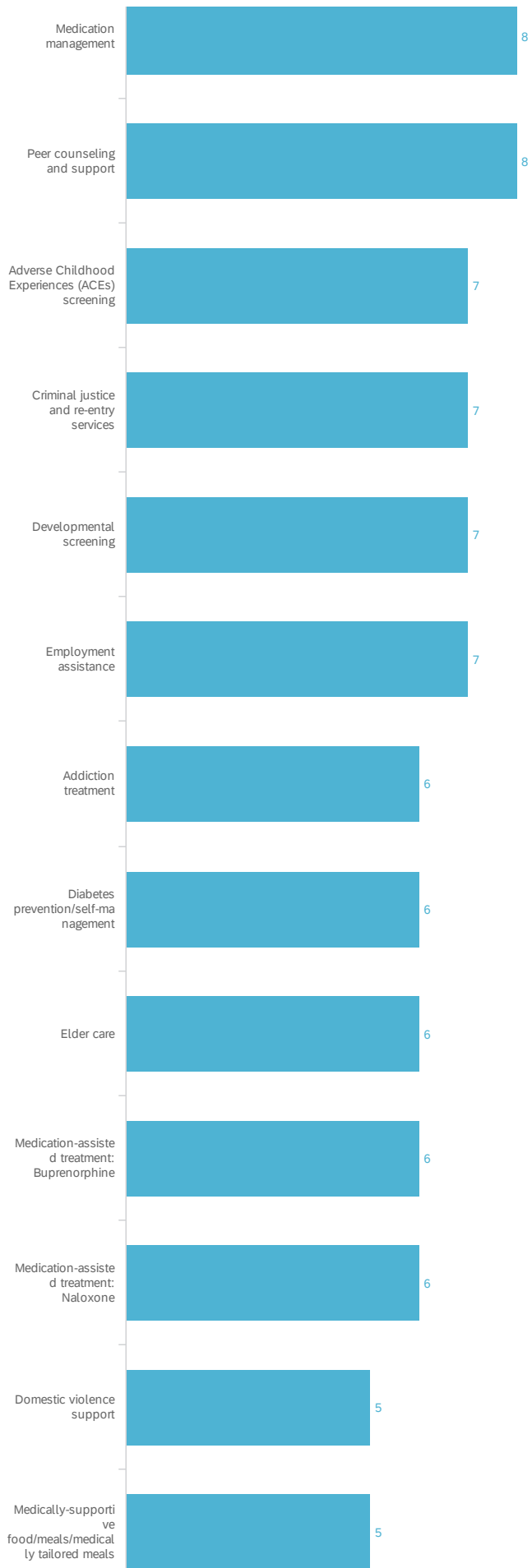
Is your organization a registered ECM and/or Community Supports provider?

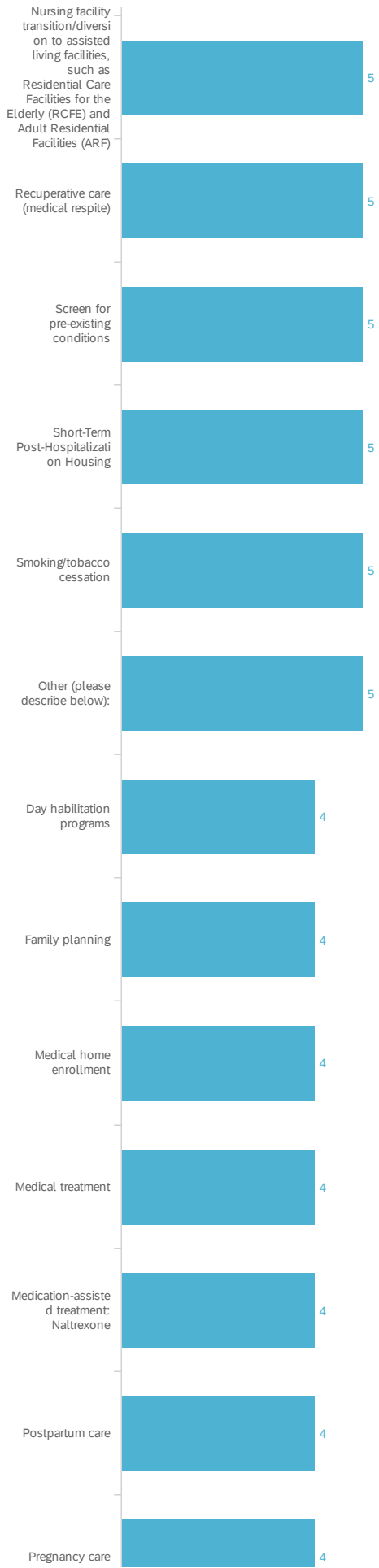


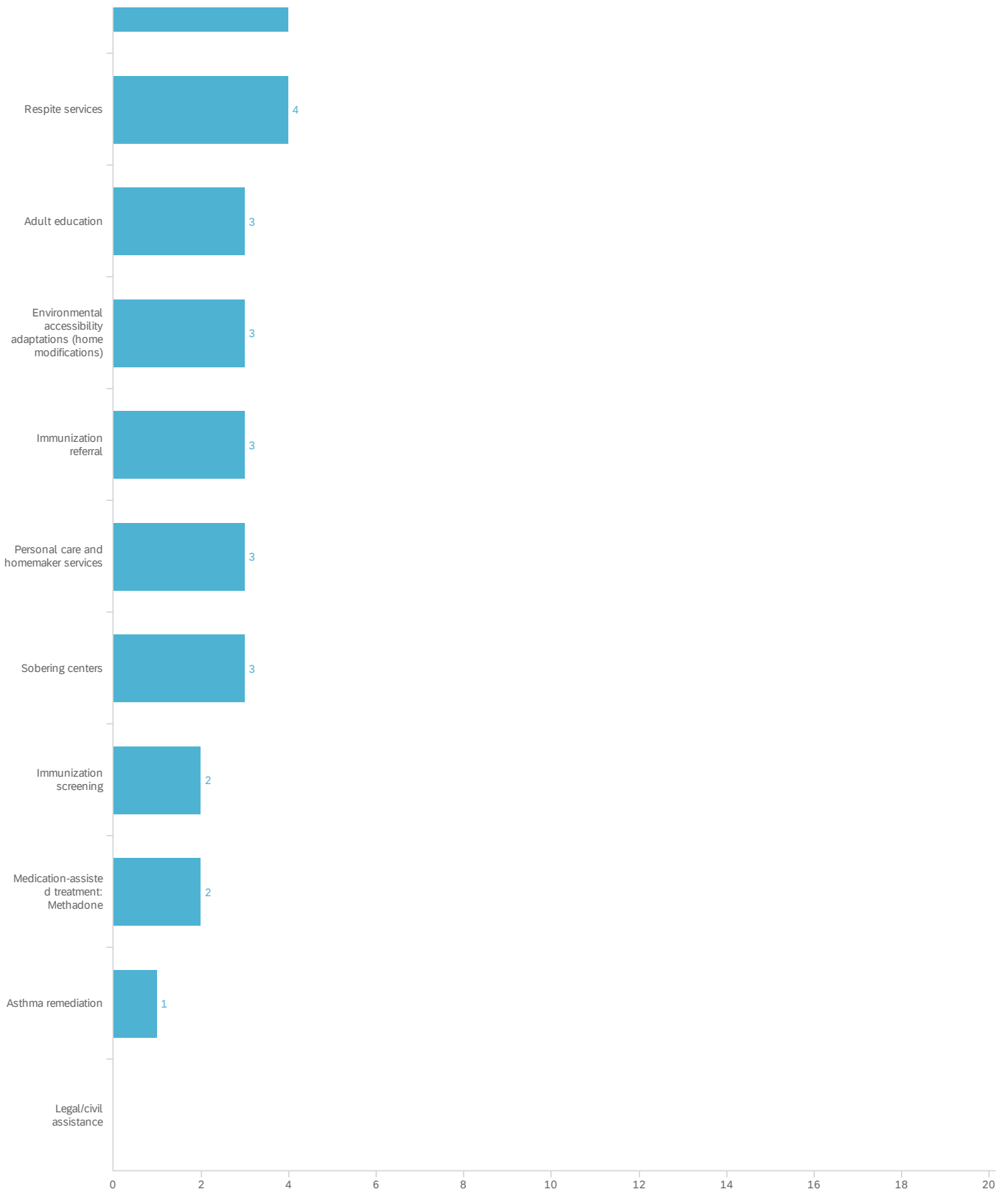
Which of the following services does your organization/tribe/group currently provide?











Q13_60_TEXT - Other (please describe below):

Other (please describe below):

Integrated Behavioral Health, Pediatrics, OB

Other (please describe below):

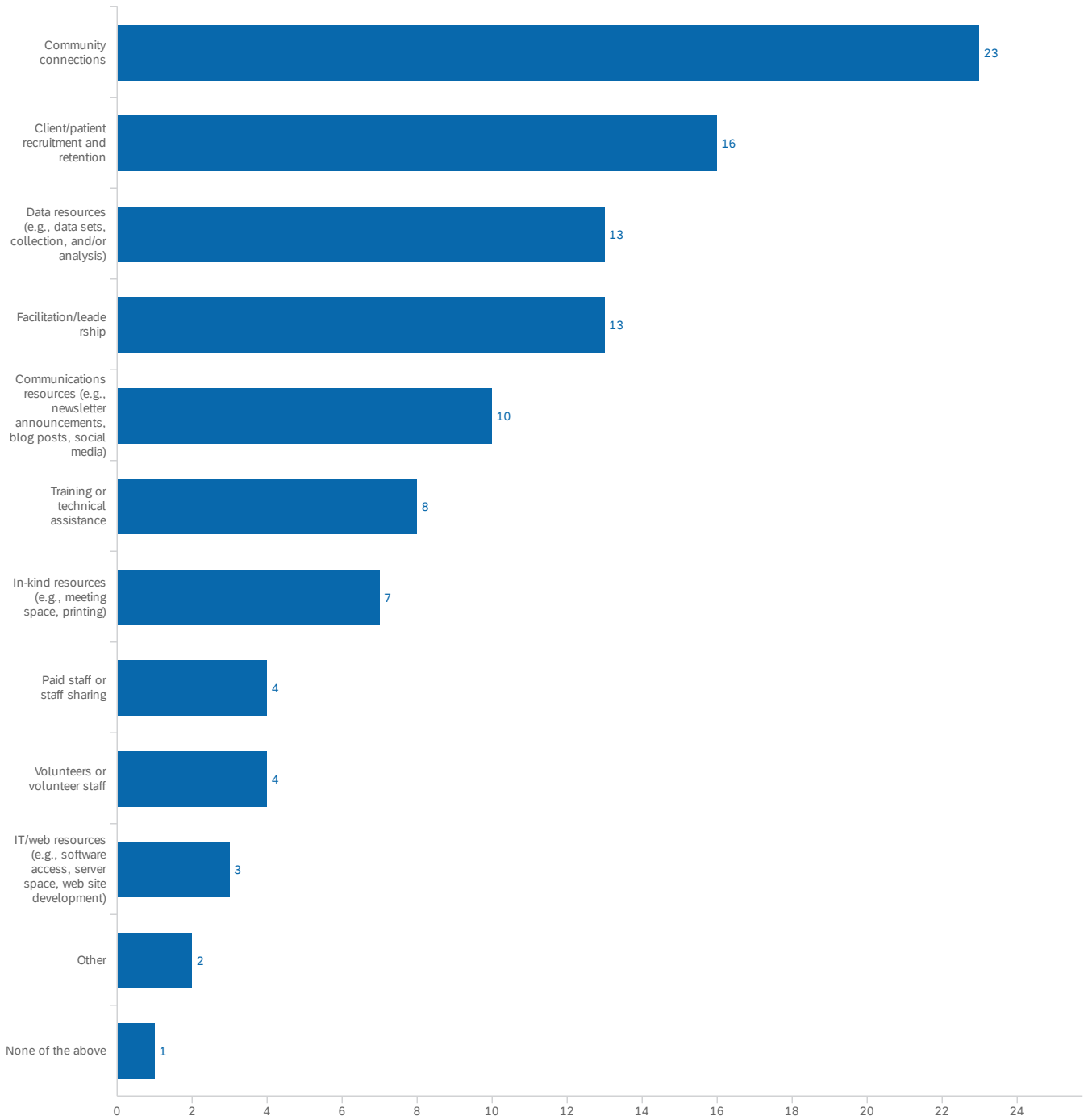
Affordable Housing - National Model Program

Remote Patient Monitoring


n/a

Youth coalition building and interventions

Please indicate what your organization can potentially contribute to your region's community health system and/or the PATH CPI Collaborative. Select all that apply.



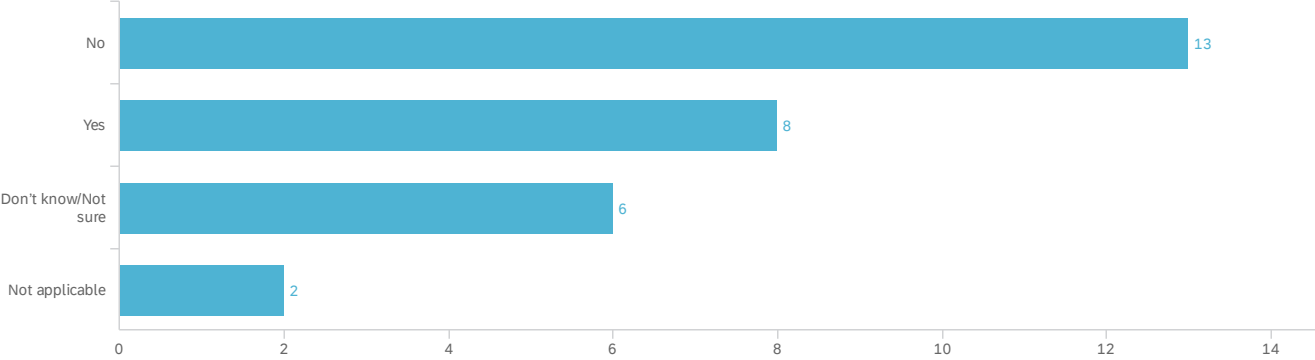
Does your organization use an electronic health record (EHR) platform?



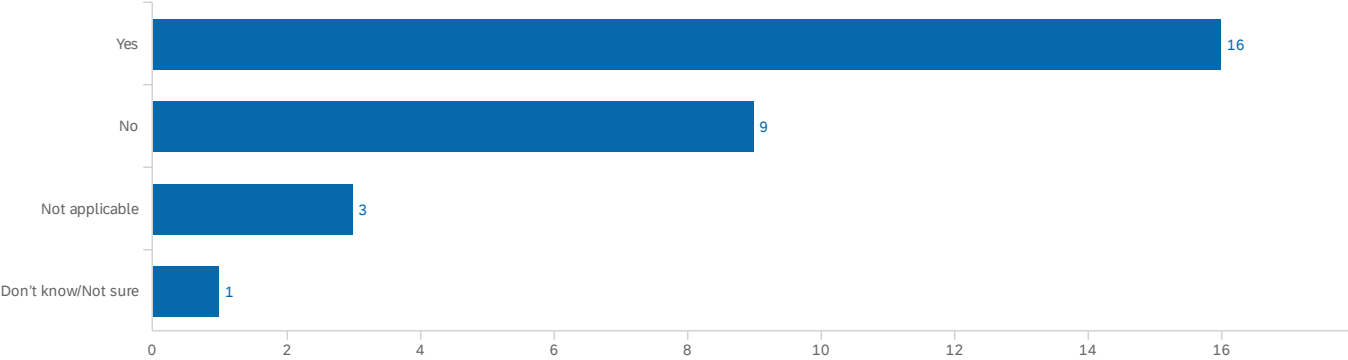
■ Yes ■ No ■ Don't know/Not sure ■ Not applicable

Does your organization participate in a local or regional Health Information Exchange

(HIE)?

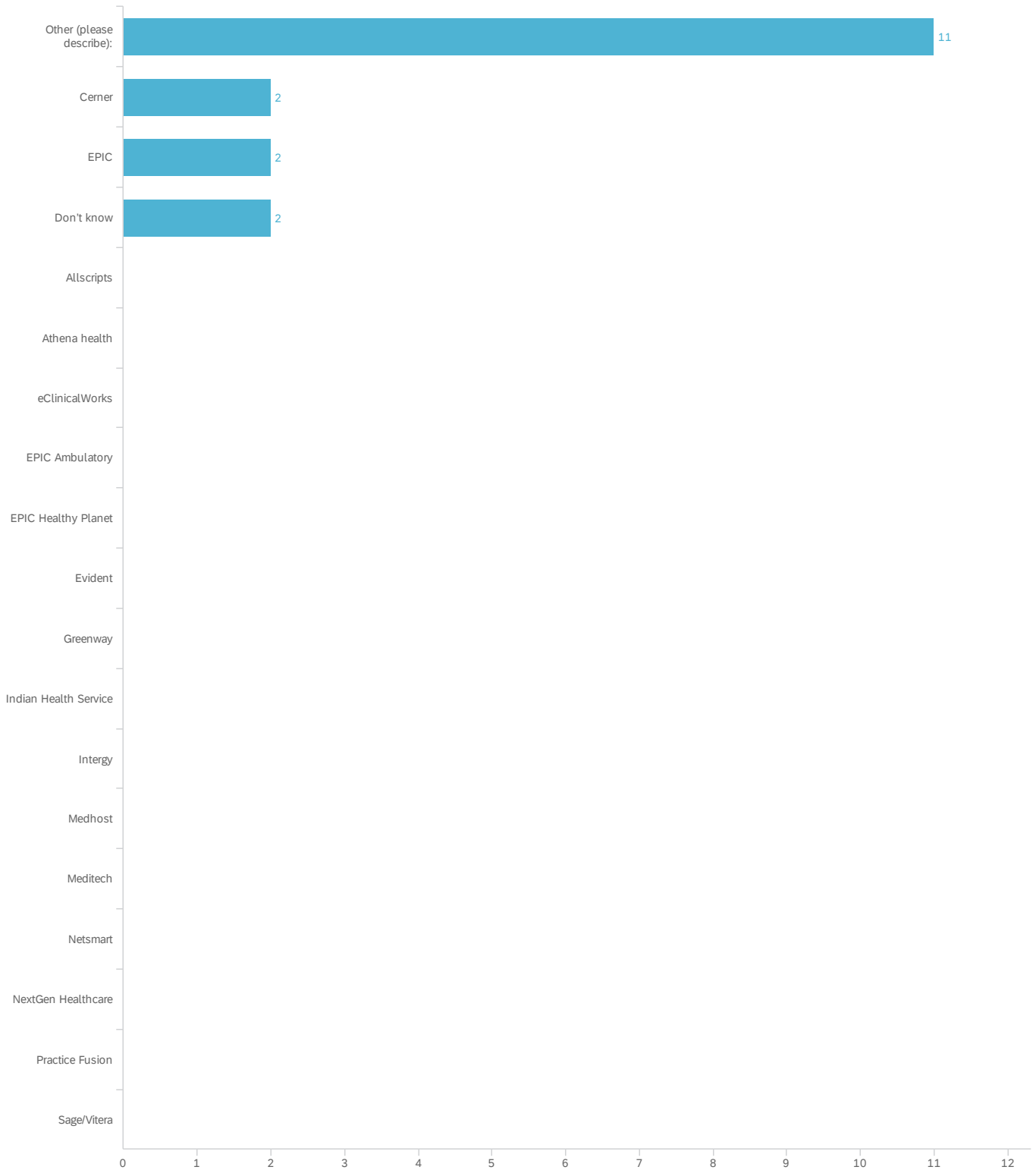


Does your organization use a care coordination platform?



Which Electronic Health Record (EHR) platform does your organization currently use?

Select all that apply.



Q42_18_TEXT - Other (please describe):

Other (please describe):

EXYM

MatrixCare

we are in the process of researching a system to implement

Avility with ANTHEM and Community Health Record with County of Alameda

Internal Intranet

Avatar

Kareo

Alliance- Care Peaks

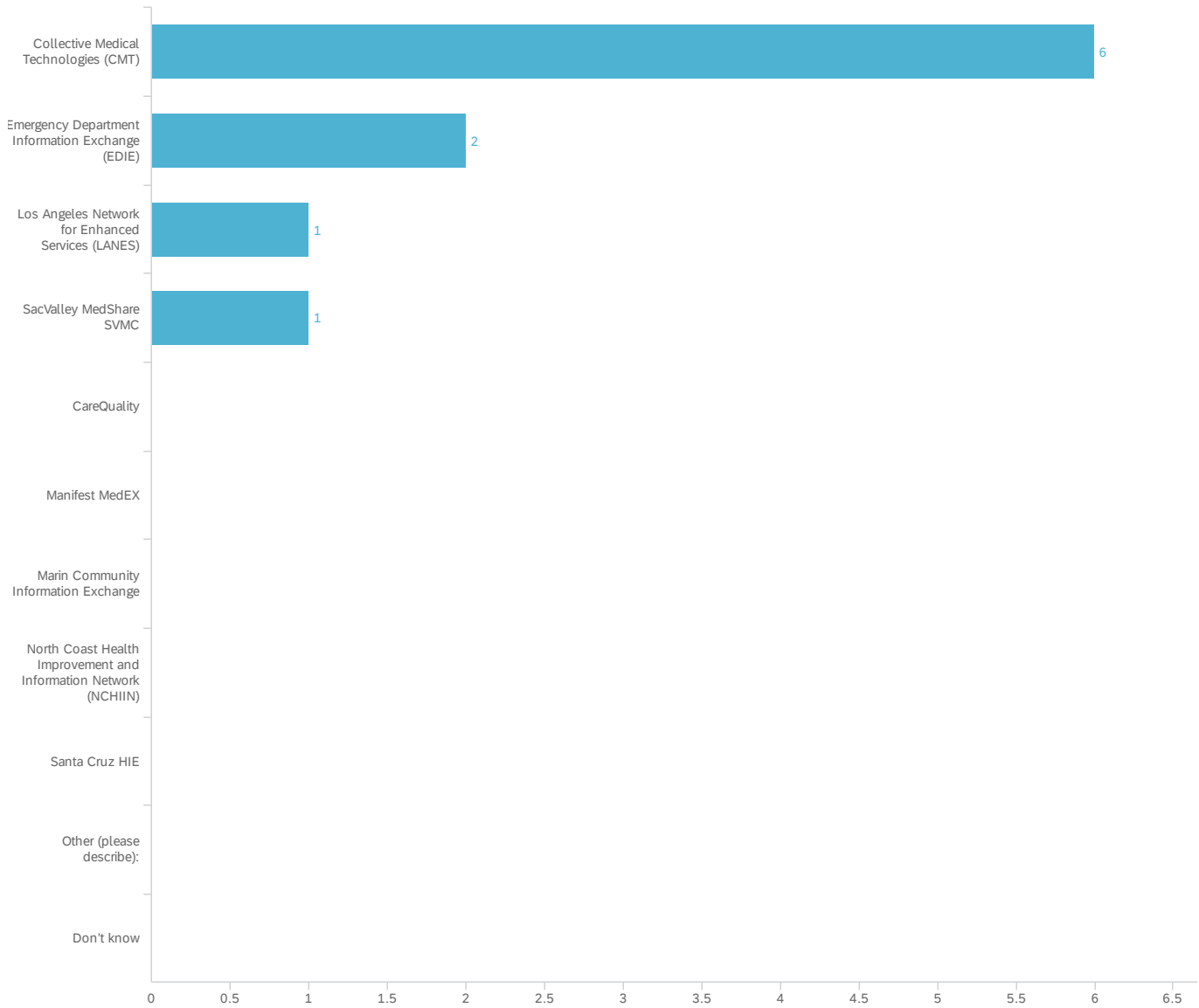
Exym, & Vertical Change

Welligent

Avatar

Which Health Information Exchange (HIE) platform does your organization currently use?

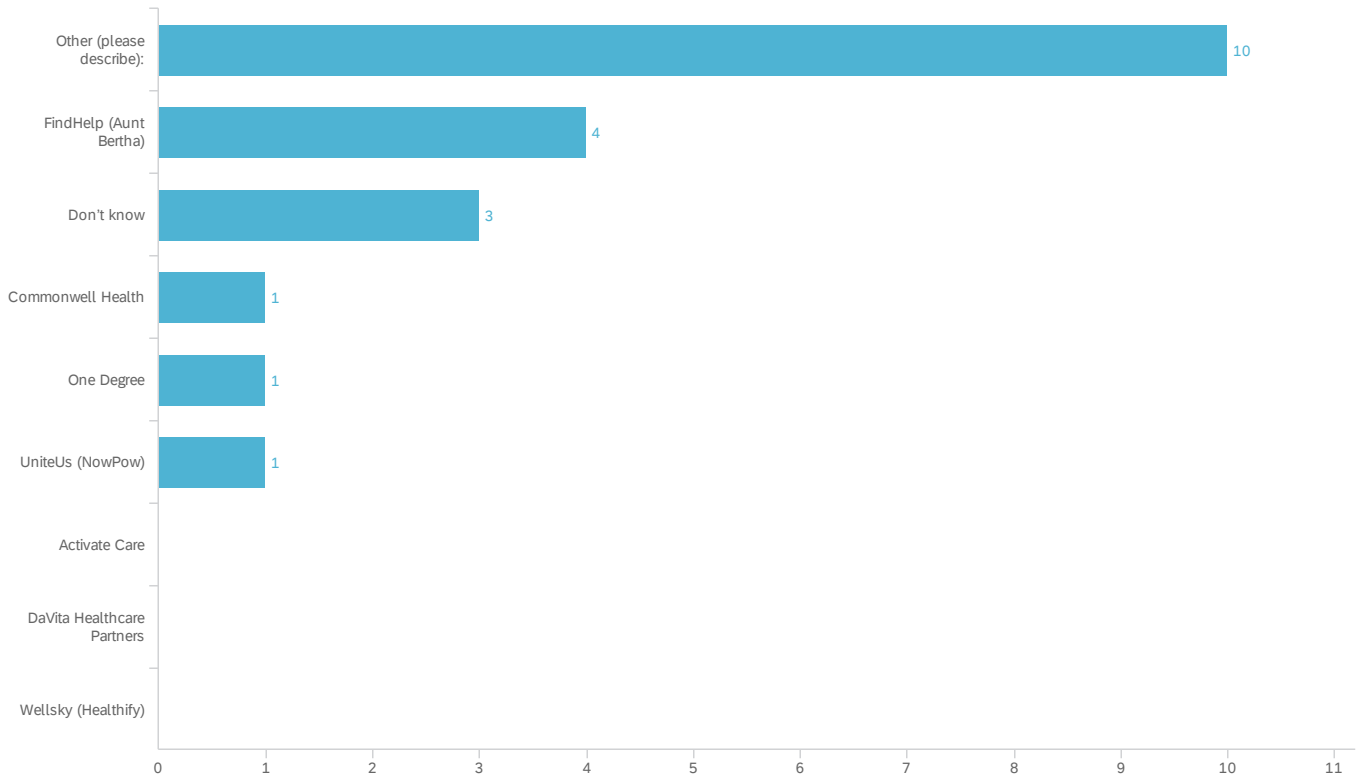
Select all that apply.



Q43_10_TEXT - Other (please describe):

Other (please describe):

Which care coordination platform does your organization currently use? Select all that apply.



Q44_8_TEXT - Other (please describe):

Other (please describe):

Lake County CCS

Homeless Management Information System

Proprietary

Currently using CAP60, looking to transition to Dynamic Microsoft 365 or another system

Alliance Care Peaks

Our sub-contractor for the Youth Opioid Response Care Navigation Program, Huckleberry Youth Programs, uses Salesforce

Vertical Change

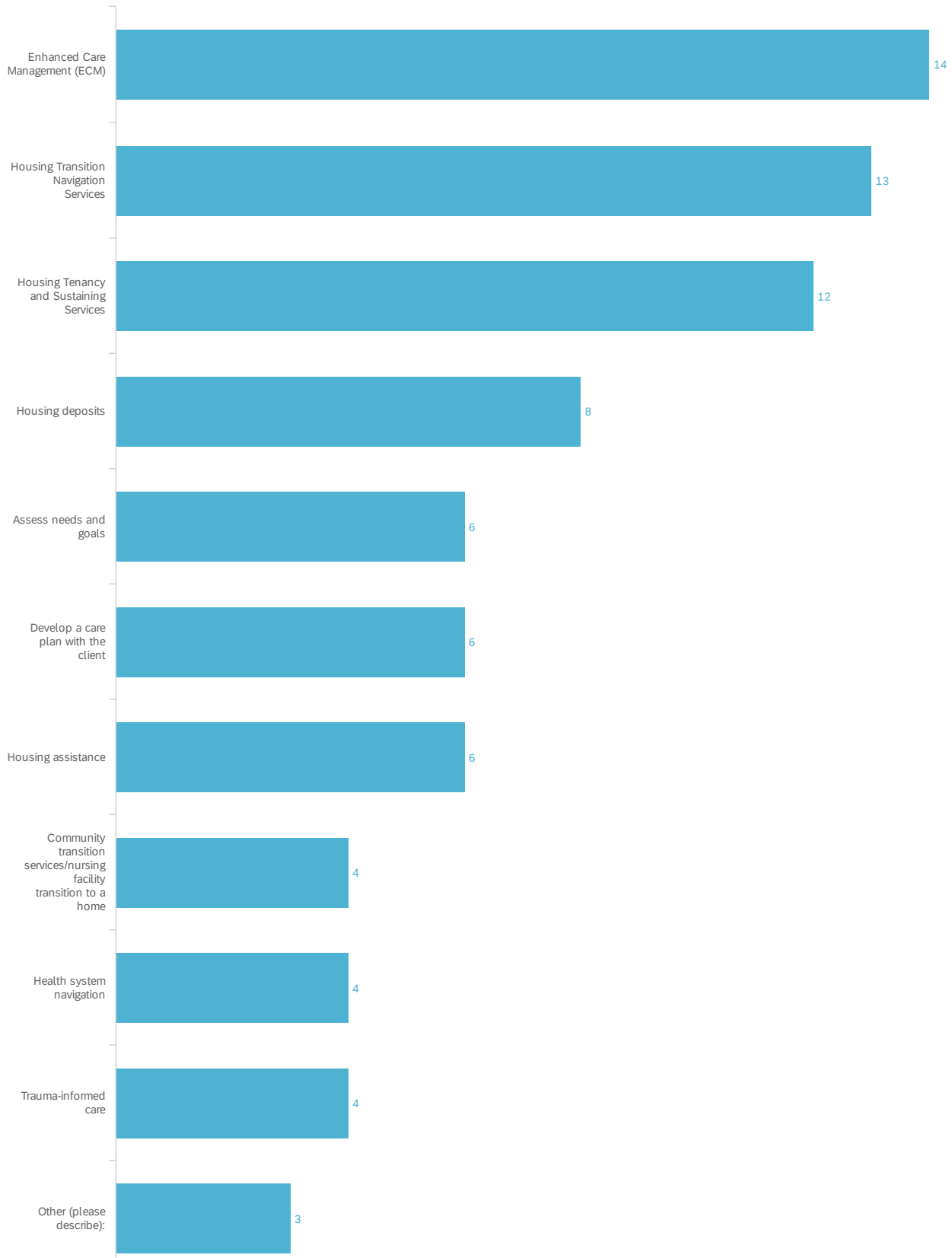
Vertical Change

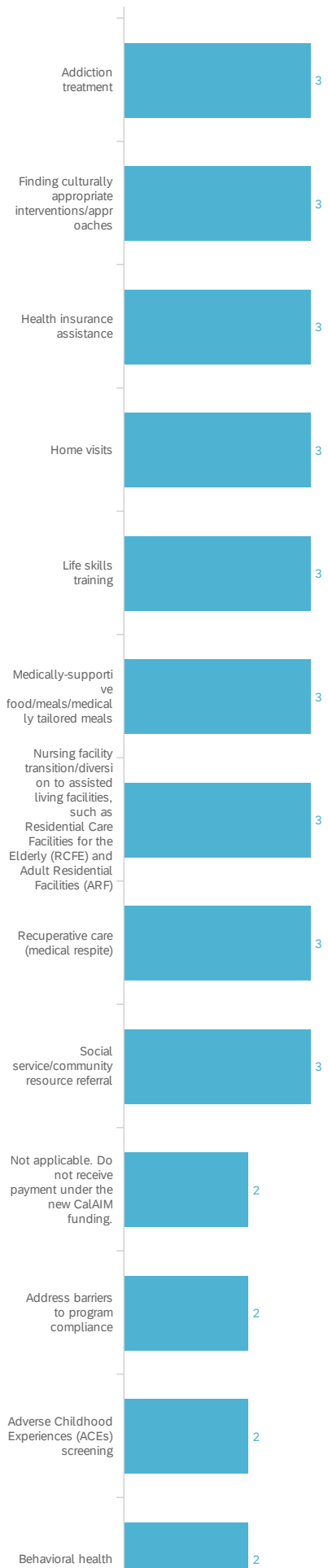
Other (please describe):

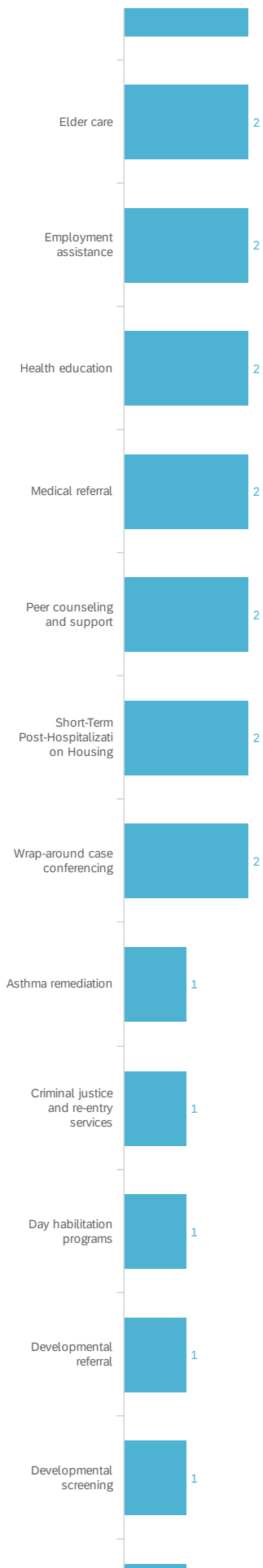
CCS

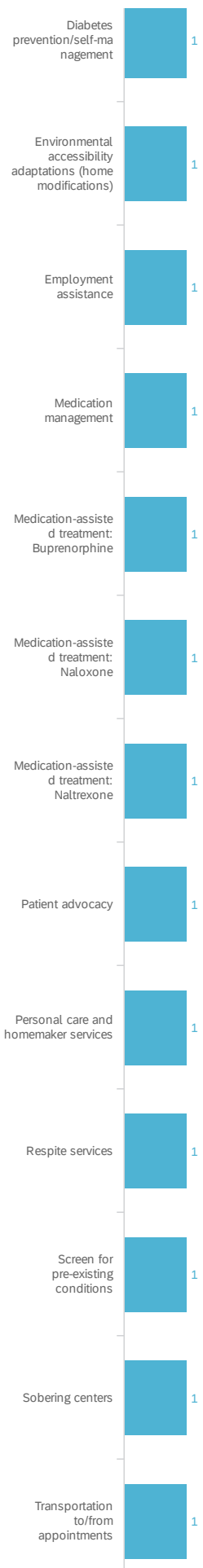
CCS

Which of the following services does your organization/tribe/group receive payment for under the new CalAIM funding? Select all that apply.













Q33_1_TEXT - Other (please describe):

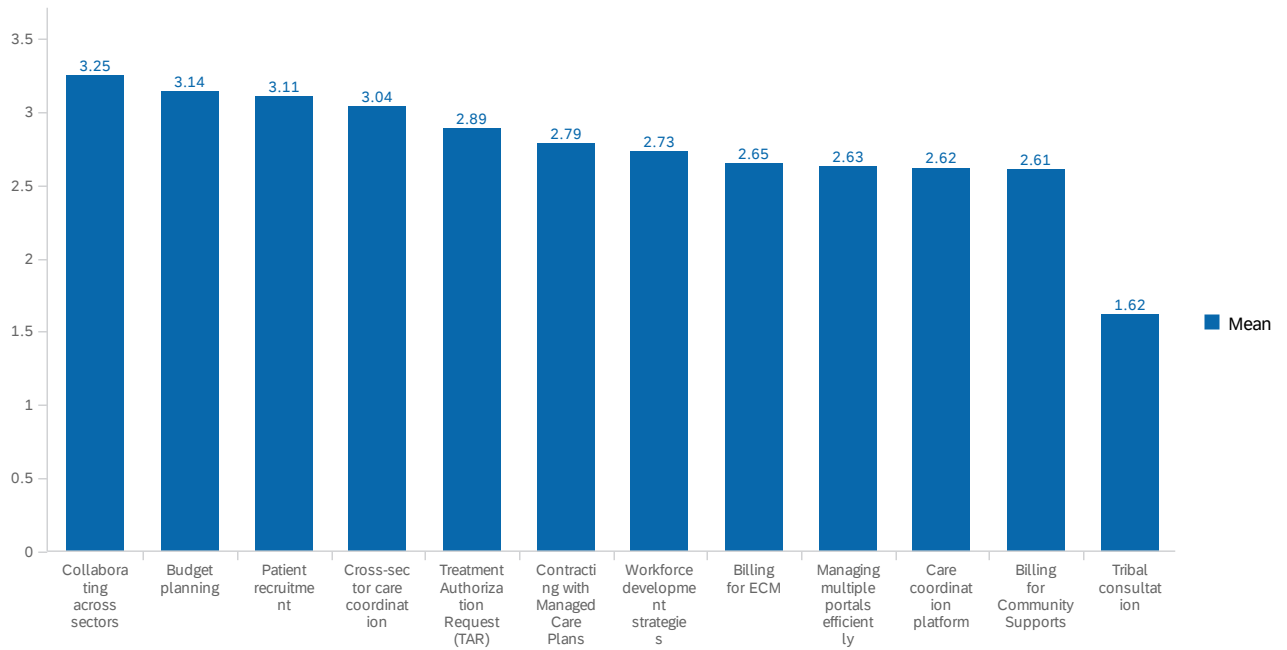
Other (please describe):

Looking into what is applicable

PATH Collaborative Facilitation (Alameda and Tri-counties), Marin County PATH Justice Involved Initiative, and PATH TA Vendor Marketplace - Building Data Capacity and Supporting Cross-Sector Partnerships

We are working on getting funding from CalAIM

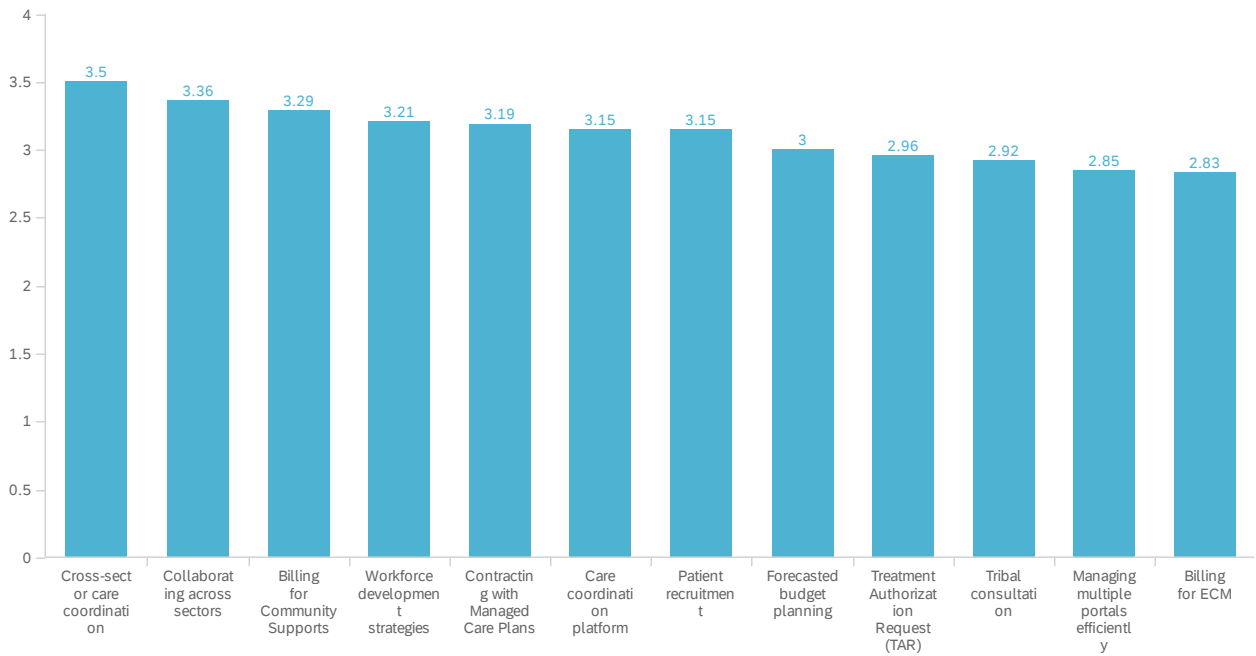
Please rate your knowledge of the following topics.



#	Field	Not at all knowledgeable	Slightly knowledgeable	Moderately knowledgeable	Very knowledgeable
1	Billing for Community Supports	13.64% 6	6.76% 5	10.00% 11	6.52% 6
2	Billing for ECM	11.36% 5	9.46% 7	5.45% 6	8.70% 8
3	Care coordination platform	9.09% 4	8.11% 6	10.91% 12	4.35% 4
4	Collaborating across sectors	0.00% 0	8.11% 6	8.18% 9	14.13% 13
5	Contracting with Managed Care Plans	11.36% 5	5.41% 4	10.00% 11	8.70% 8
6	Cross-sector care coordination	9.09% 4	2.70% 2	9.09% 10	11.96% 11
7	Budget planning	0.00% 0	8.11% 6	10.91% 12	10.87% 10
8	Managing multiple portals efficiently	9.09% 4	8.11% 6	11.82% 13	4.35% 4
9	Patient recruitment	2.27% 1	10.81% 8	4.55% 5	14.13% 13
10	Treatment Authorization Request (TAR)	9.09% 4	5.41% 4	10.00% 11	9.78% 9
11	Tribal consultation	22.73% 10	12.16% 9	1.82% 2	0.00% 0
12	Workforce development strategies	2.27% 1	14.86% 11	7.27% 8	6.52% 6
		44	74	110	92

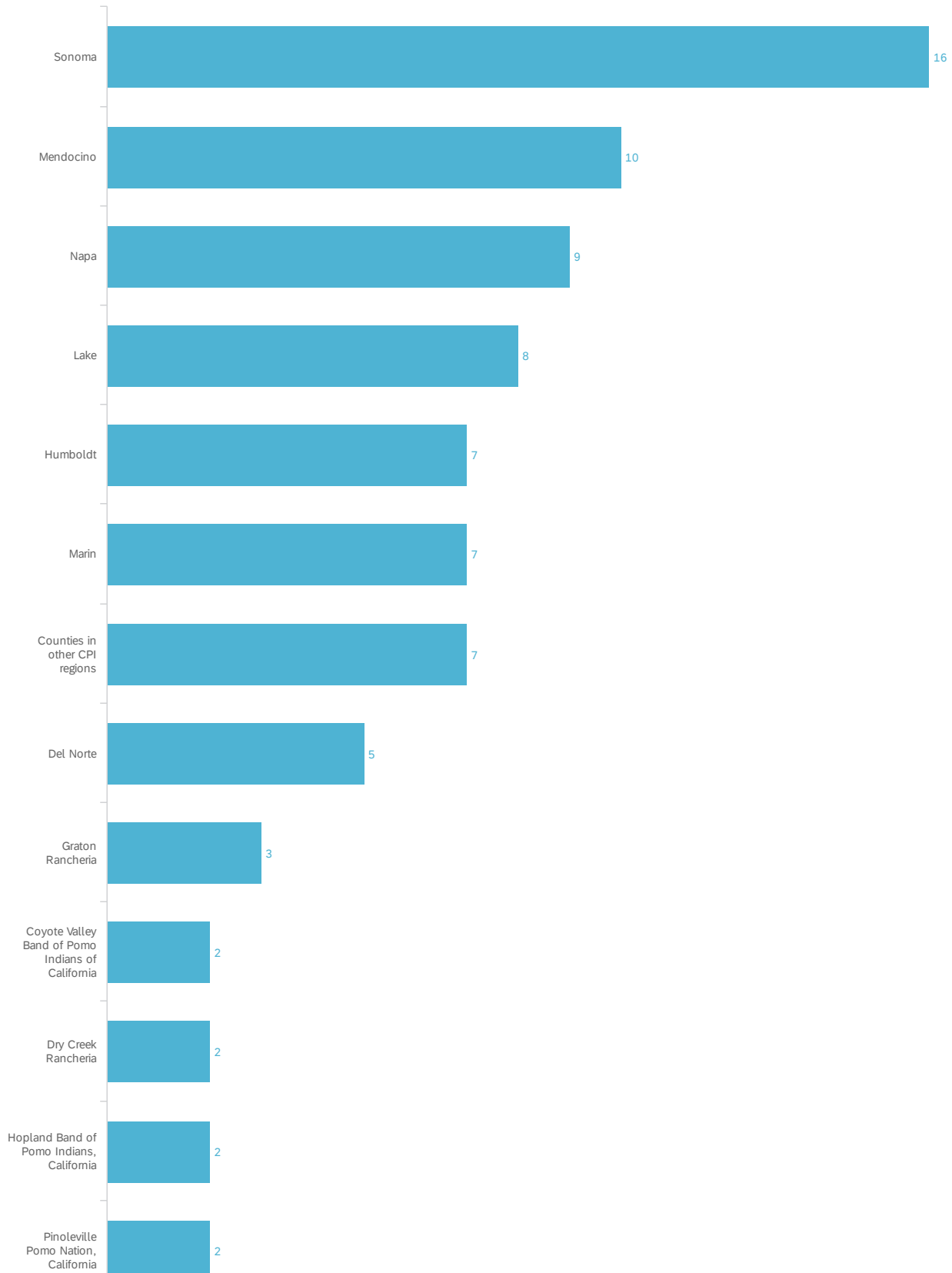
Showing rows 1 - 13 of 13

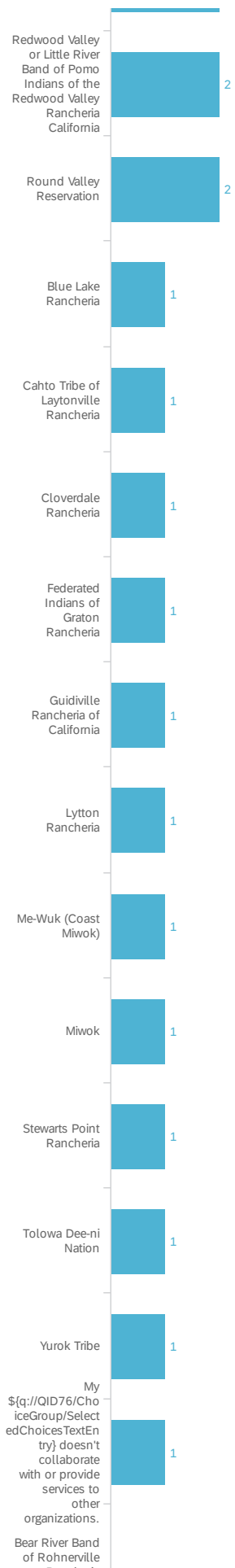
Please rate your level of interest in learning more about each topic.



#	Field	Not at all interested	Slightly interested	Moderately interested	Very interested
1	Billing for Community Supports	6.38% 3	8.33% 3	6.41% 5	10.06% 17
2	Billing for ECM	12.77% 6	13.89% 5	7.69% 6	7.10% 12
3	Care coordination platform	8.51% 4	5.56% 2	8.97% 7	8.28% 14
4	Collaborating across sectors	6.38% 3	2.78% 1	8.97% 7	10.06% 17
5	Contracting with Managed Care Plans	6.38% 3	13.89% 5	3.85% 3	9.47% 16
6	Cross-sector care coordination	4.26% 2	5.56% 2	5.13% 4	11.83% 20
7	Forecasted budget planning	8.51% 4	8.33% 3	11.54% 9	6.51% 11
8	Managing multiple portals efficiently	12.77% 6	8.33% 3	8.97% 7	6.51% 11
9	Patient recruitment	8.51% 4	8.33% 3	6.41% 5	8.88% 15
10	Treatment Authorization Request (TAR)	8.51% 4	8.33% 3	14.10% 11	5.92% 10
11	Tribal consultation	10.64% 5	11.11% 4	6.41% 5	7.10% 12
12	Workforce development strategies	6.38% 3	5.56% 2	11.54% 9	8.28% 14
		47	36	78	169

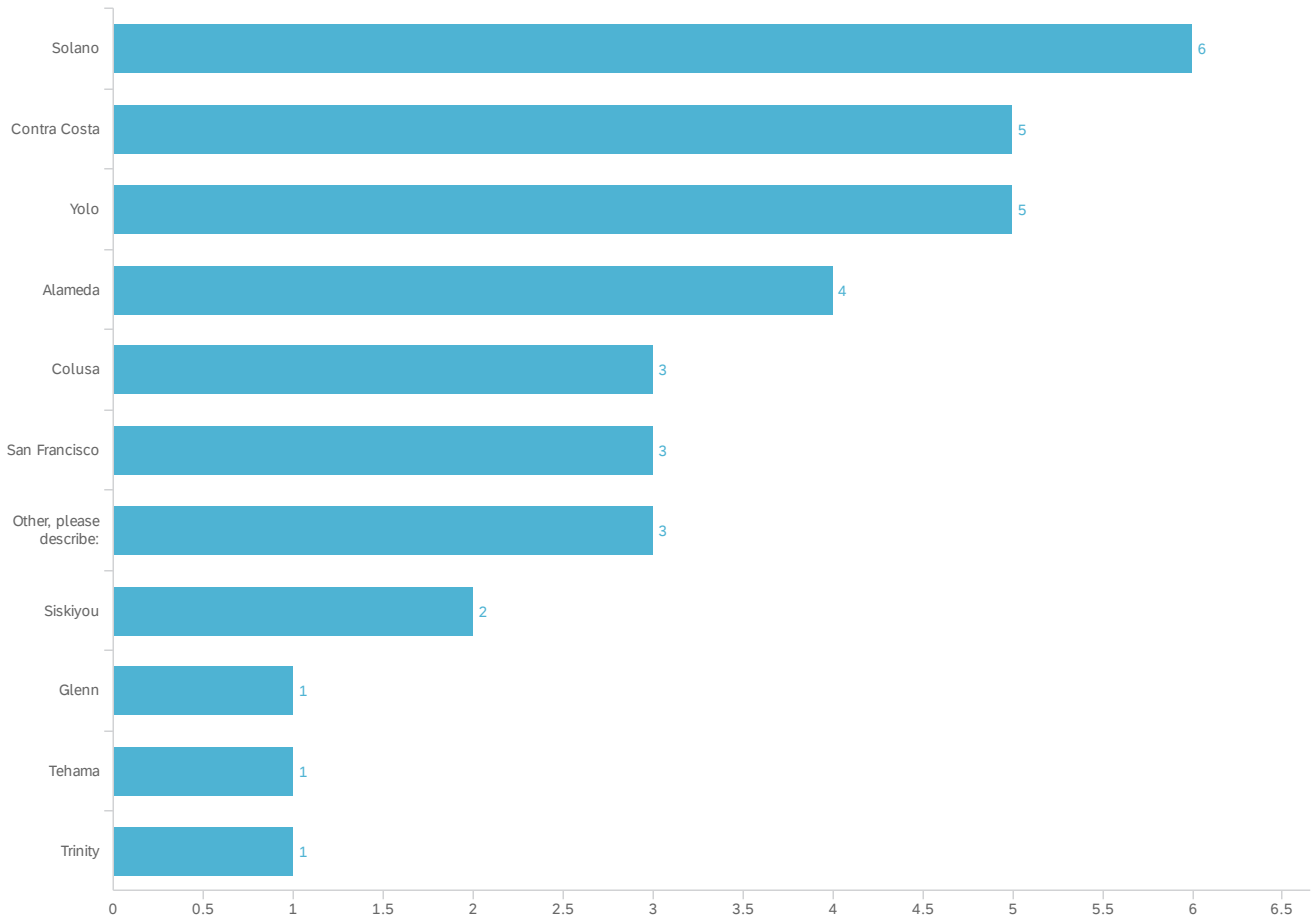
In which of the following counties/tribal nations does your organization provide services and/or collaborate with other organizations? Select all that apply.







What other counties does your organization provide services and/or collaborate with other organizations? Select all that apply.



Q46_11_TEXT - Other, please describe:

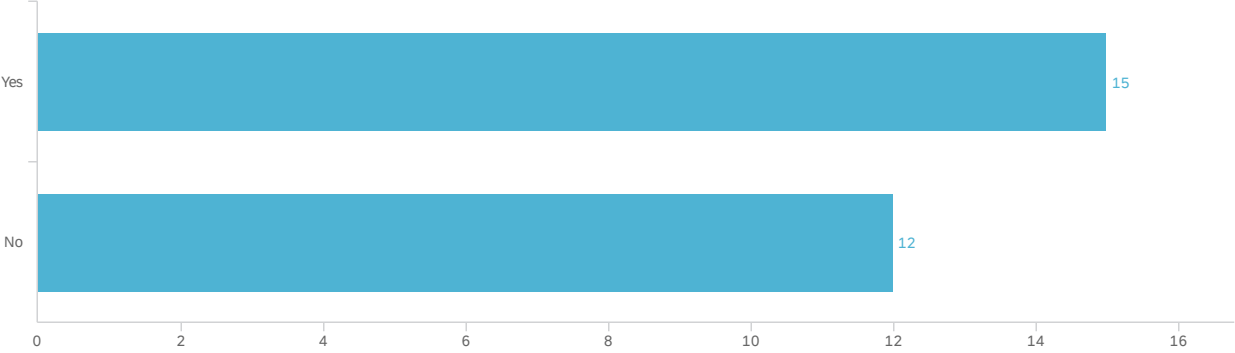
Other, please describe:

Fresno, Imperial, Kern, Kings, Lassen, Los Angeles, Merced, Monterey, Nevada, Orange, Placer, Riverside, Sacramento, San Bernardino, San Diego, San Joaquin, Santa Clara, Shasta, Sonoma, Stanislaus, Tulare, Ventura and Yuba

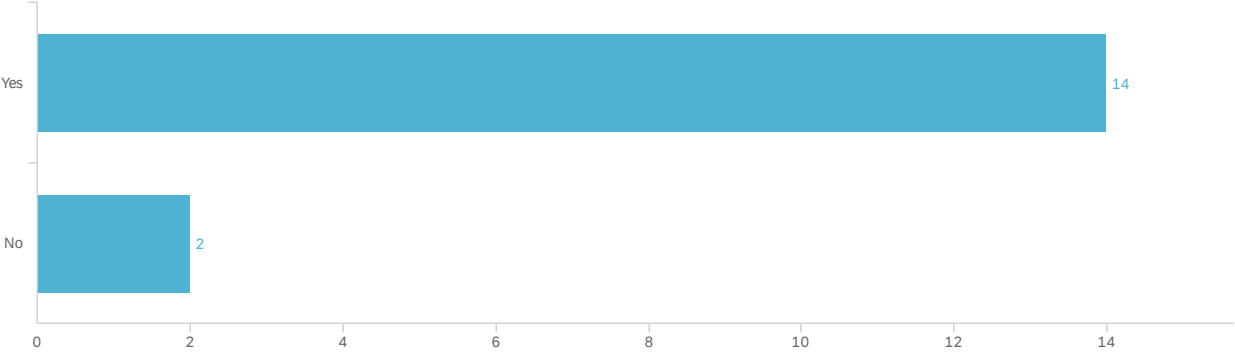
Southern CA counties as well

Los Angeles, Kern, Kings, Tulare, Fresno, Madera, San Joaquin, Yuba, Sutter, Butte

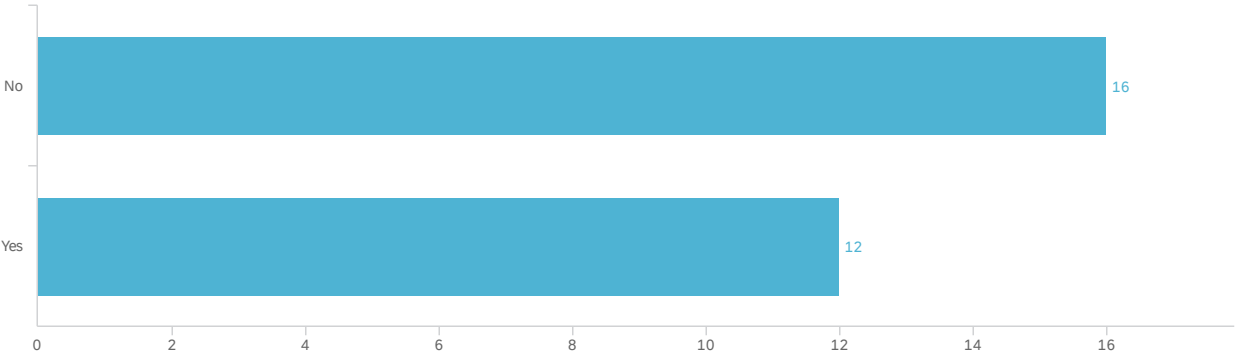
Are you able to share your organization's linkages pertaining to collaboration, referrals, and data exchanges?



Can your organization be represented in the community linkages map?



Are there any collaborative groups or initiatives (e.g., Accountable Communities for Health, public health coalitions, collaborative networks, etc.) currently supporting your organization with participating in the Medi-Cal system or implementing ECM and Community Supports?



What collaborative groups or initiatives are currently supporting your organization in participating in the Medi-Cal system or implementing ECM and Community Supports?

What collaborative groups or initiatives are currently supporting your [QID...

Pathways project in Lake County (Adventist Health, Hope Rising, NCO, Redwood Community Services collaborating on ECM efforts)

L.A. Care, ANTHEM in Los Angeles County DHS in Los Angeles County Department of Mental Health in Los Angeles County Health Care Agency in Alameda County

Catholic Charities and Alexander Valley Healthcare

California Food is Medicine Coalition

Healthy Mendocino

Del Norte Social Services, Del Norte Community Health Center

We coordinate an Outreach Partners meeting that meets quarterly to discuss issues and concerns of mutual interest.

Mendocino County Special Project Team

Ca Alliance for Children and Families. (CACFS) CBHC CPCA

PATH

End of Report